



Google Classroom Support

East End Prep scholars will access their distance learning classes in the 20-21 school year through Google Classroom. Below are directions for logging into Google Classroom and helpful tips. Please contact your child's teacher if you need support. Thank you!

Logging into Google Classrooms

- Go to classroom.google.com (Google Chrome browser works best). Here is a [step-by-step guide](#) with pictures.
- Your scholar can access their Google Classroom by logging into their Google account.
- Scholars' email addresses are firstname.lastname@eastendprep.org
- All passwords have been reset to *eastendprep* for the first login. If you need support with logging in, please contact Antjuan Welch to reset it: (615) 397-7329 or antjuanwelch@eastendprep.org

Navigating in Google Classroom

- The homepage of Google Classroom is called the "Stream." This is where your teacher will post announcements.
- Click on "Classwork" at the top of the page to access your assignments.



- You can email your teacher by clicking on "People" at the top of the screen, and then clicking the envelope icon next to the teacher's name that you want to email.



Teachers









EEP
EAST END PREP

- Click “View Your Work” at the top of the Classwork page to see feedback from your teacher or if you have any missing assignments.

Ms. Martinez M-F 1-4 at (615) 573-1153

Stream **Classwork** People

 [View your work](#)  [Google Calendar](#)  [Class Drive folder](#)

 **Sample Student**

San Diego Zoo trip- What is your favorite zoo animal??	May 22, 11:59 PM	Missing
Virtual Field Day Challenges!	May 22, 11:59 PM	Missing